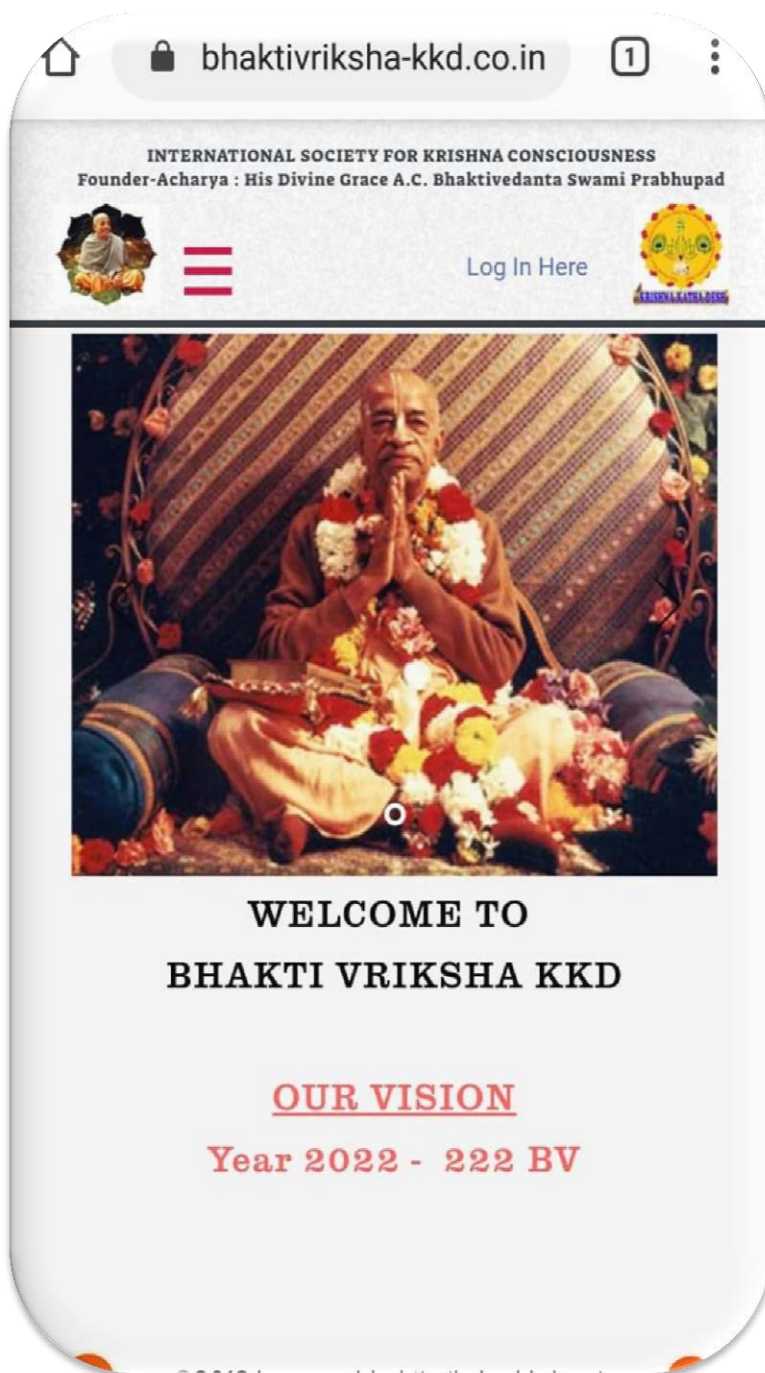


**KRISHNA KATHA DESH**

**BHAKTIVRIKSHA DEPARTMENT**

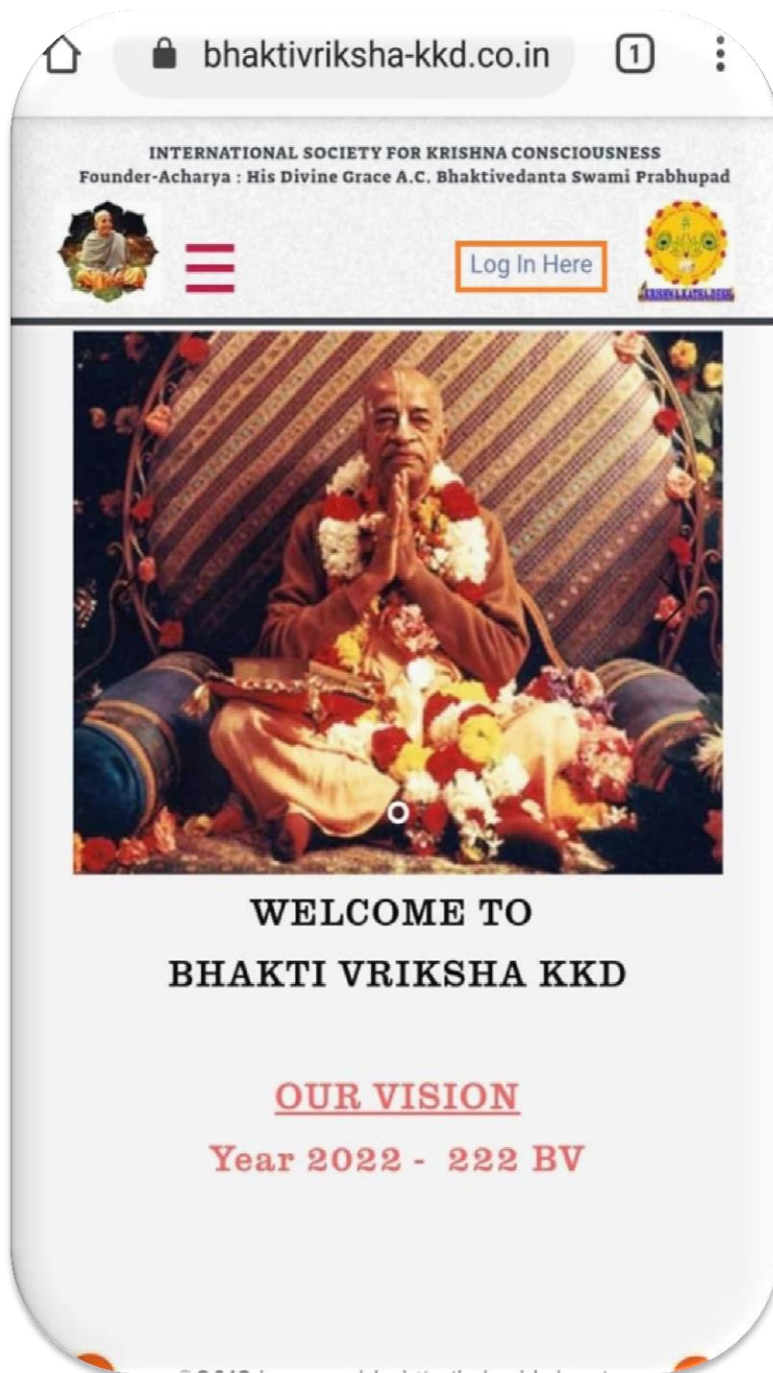
**BV STATUS SUBMISSION PORTAL**



**Step 1:**

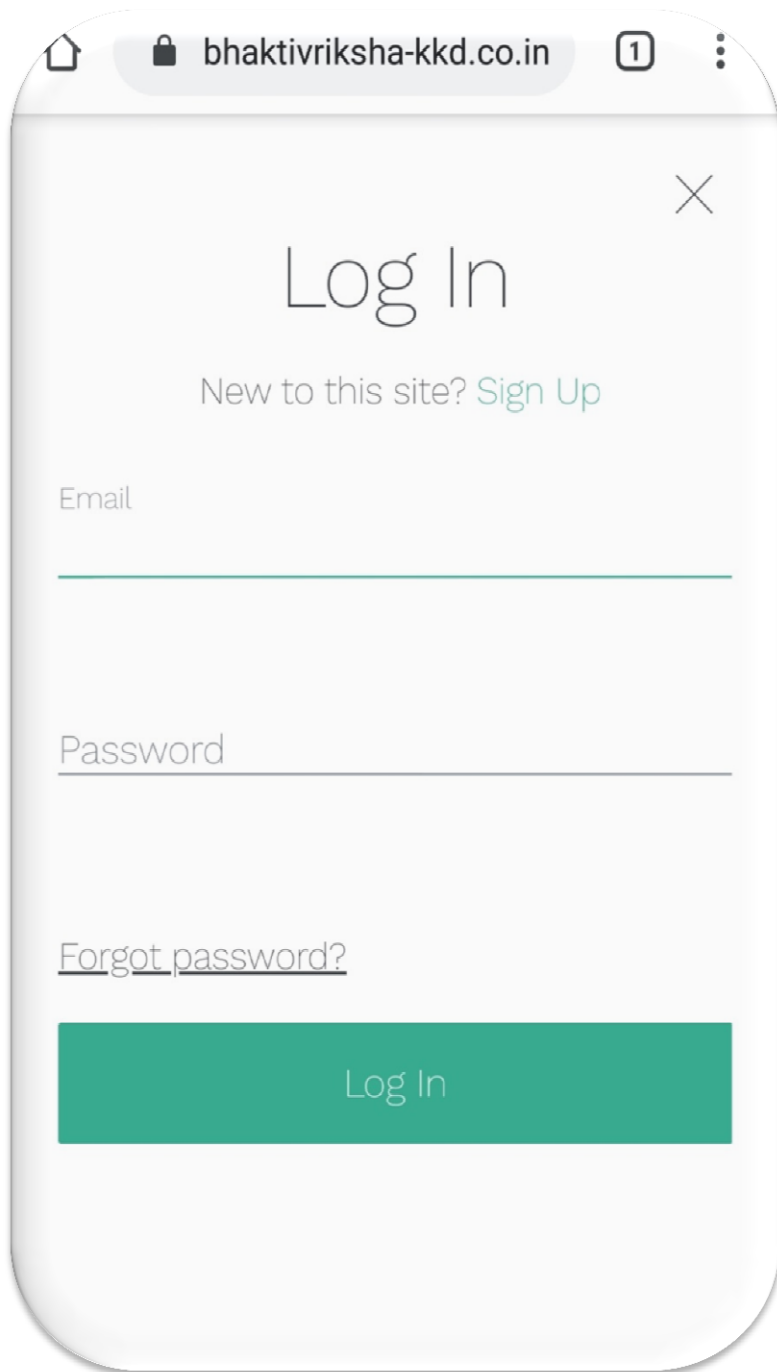
**Logon The Website Using The Url:**

**[www.bhaktivriksha-kkd.co.in](http://www.bhaktivriksha-kkd.co.in)**



**Step 2:**

**Click [Log In Here](#) – Available On  
The Right Top Corner**



The image shows a mobile application interface for logging in. At the top, there is a browser-like header with a home icon, a lock icon, the URL "bhaktivriksha-kkd.co.in", a tab indicator with the number "1", and a menu icon. Below the header, the title "Log In" is centered, with a close button (X) in the top right corner. Under the title, there is a link "New to this site? Sign Up". The form consists of two input fields: "Email" and "Password", each with a horizontal line below it. Below the password field, there is a link "Forgot password?". At the bottom, there is a green rectangular button with the text "Log In".

Log In

New to this site? [Sign Up](#)

Email

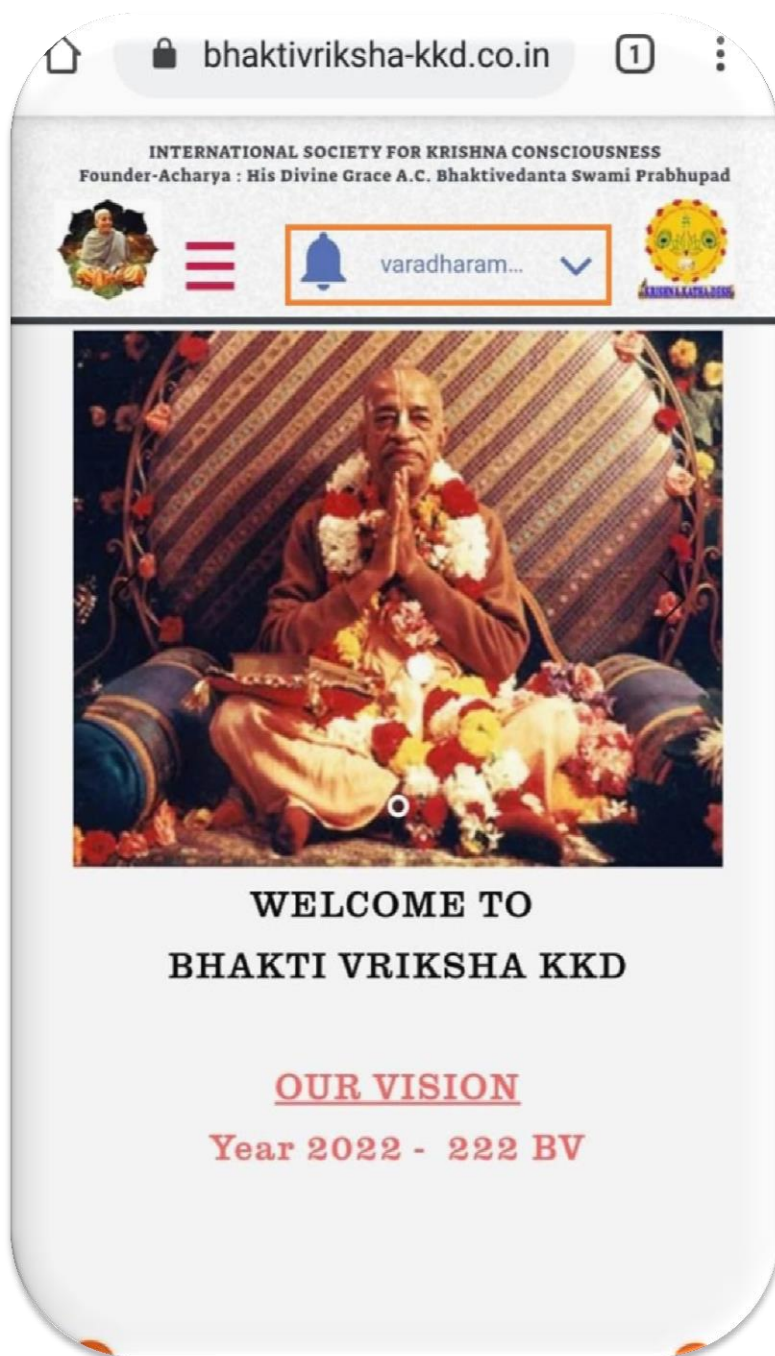
Password

[Forgot password?](#)

Log In

### **Step 3:**

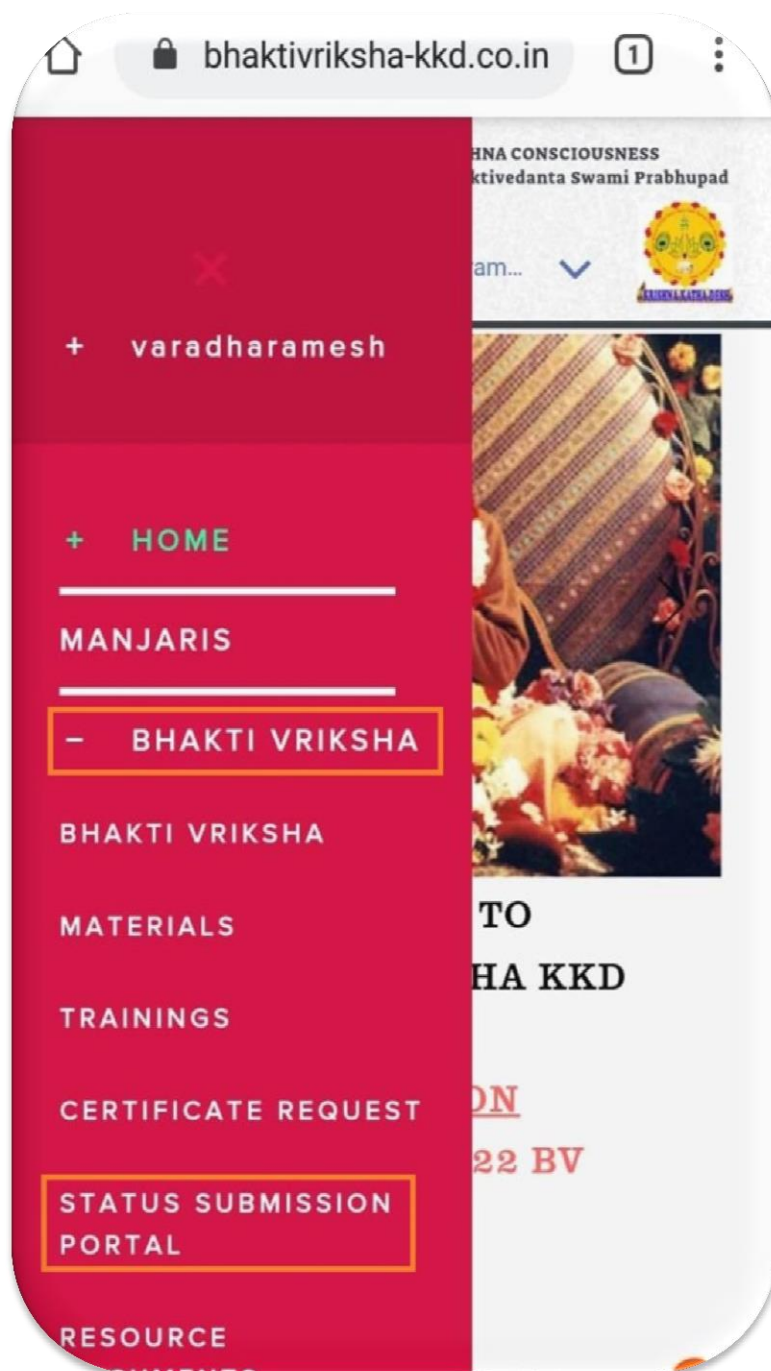
**Enter Your Chakra Login Credentials**  
**(Each Chakra Will Be Given A**  
**Separate Login ID & Password)**



**Step 4 :**

**Ensure Your Login Id**

**(Chakra Name) Is Seen**



**Step 5:**

**Click On BHAKTI VRIKSHA Menu;  
Select **STATUS SUBMISSION PORTAL**  
From The Drop-down Menu**



varadharam...



## STATUS SUBMISSION PORTAL

ZONE NAME 

CHAKRA NAME 

BV NAME 

WEEK NO. 

PROGRAM NAME 

PROGRAM DATE 

NO.OF PARTICIPANTS

REMARKS

SUBMITTER NAME






SUBMIT

**Step 6:**

**STATUS SUBMISSION PORTAL Page**



INTERNATIONAL SOCIETY FOR KRISHNA CONSCIOUSNESS  
Founder-Acharya : His Divine Grace A.C. Bhaktivedanta Swami Prabhupad

   varadharam...  

STATUS SUBMISSION PORTAL

ZONE NAME

NORTH ZONE ☐

EAST ZONE ☐

SOUTH ZONE ☐

WEST ZONE ☐

NO.OF PARTICIPANTS

REMARKS

SUBMITTER NAME






SUBMIT

**Step 7:**

**Select Your **ZONE NAME** From  
The Drop Down List**



INTERNATIONAL SOCIETY FOR KRISHNA CONSCIOUSNESS  
Founder-Acharya : His Divine Grace A.C. Bhaktivedanta Swami Prabhupad

   varadharam...  

SELECT CHAKRA ☐

ANTARDWIPA CHAKRA ☐

AYODHYA CHAKRA ☐

JANU CHAKRA ☐

KHETURI CHAKRA ☐

MODADRUMA CHAKRA ☐

SUBMITTER NAME

**Step 8:**

**Select Your CHAKRA NAME AND  
OTHER DETAILS From The Drop  
Down List**

bhaktivriksha-kkd.co.in

INTERNATIONAL SOCIETY FOR KRISHNA CONSCIOUSNESS  
Founder-Acharya : His Divine Grace A.C. Bhaktivedanta Swami Prabhupad

STATUS SUBMISSION PORTAL

NORTH ZONE

ANTARDWIPA CHAKRA

N01-VND-ANT-ARDD-01-TA

WEEK-01

BHAKTI VRIKSHA

11/07/2020

4

GFE

KRISHNA PREMA

SUBMIT





**Step 9:**


**Ensure You Have Filled All The  
Details and Then Click On **SUBMIT**  
Button At The Bottom  
(All Details Are Mandatory\*)**


CLICK HERE


bhaktivriksha-kkd.co.in


INTERNATIONAL SOCIETY FOR KRISHNA CONSCIOUSNESS  
Founder-Acharya : His Divine Grace A.C. Bhaktivedanta Swami Prabhupad


   varadharam... 


ZONE NAME 

CHAKRA NAME 

BV NAME 

WEEK NO. 


PROGRAM NAME 

PROGRAM DATE 

NO.OF PARTICIPANTS

REMARKS

SUBMITTER NAME



Thanks for submitting!

**Step 10:**

**Please Wait For “Thanks for Submitting” Message**



varadharam...



## STATUS SUBMISSION PORTAL

ZONE NAME



CHAKRA NAME



BV NAME



WEEK NO.



PROGRAM NAME



PROGRAM DATE



NO.OF PARTICIPANTS

REMARKS

SUBMITTER NAME






SUBMIT

**Step 11:**


**Repeat Step 7 – Step 10 To**


**Submit Next BV STATUS**


INTERNATIONAL SOCIETY FOR KRISHNA CONSCIOUSNESS  
Founder-Acharya : His Divine Grace A.C. Bhaktivedanta Swami Prabhupad


   varadharam...  


**STATUS SUBMISSION PORTAL**

ZONE NAME 

CHAKRA NAME 

Choose an option 

**Log Out** 

PROGRAM DATE 

NO.OF PARTICIPANTS

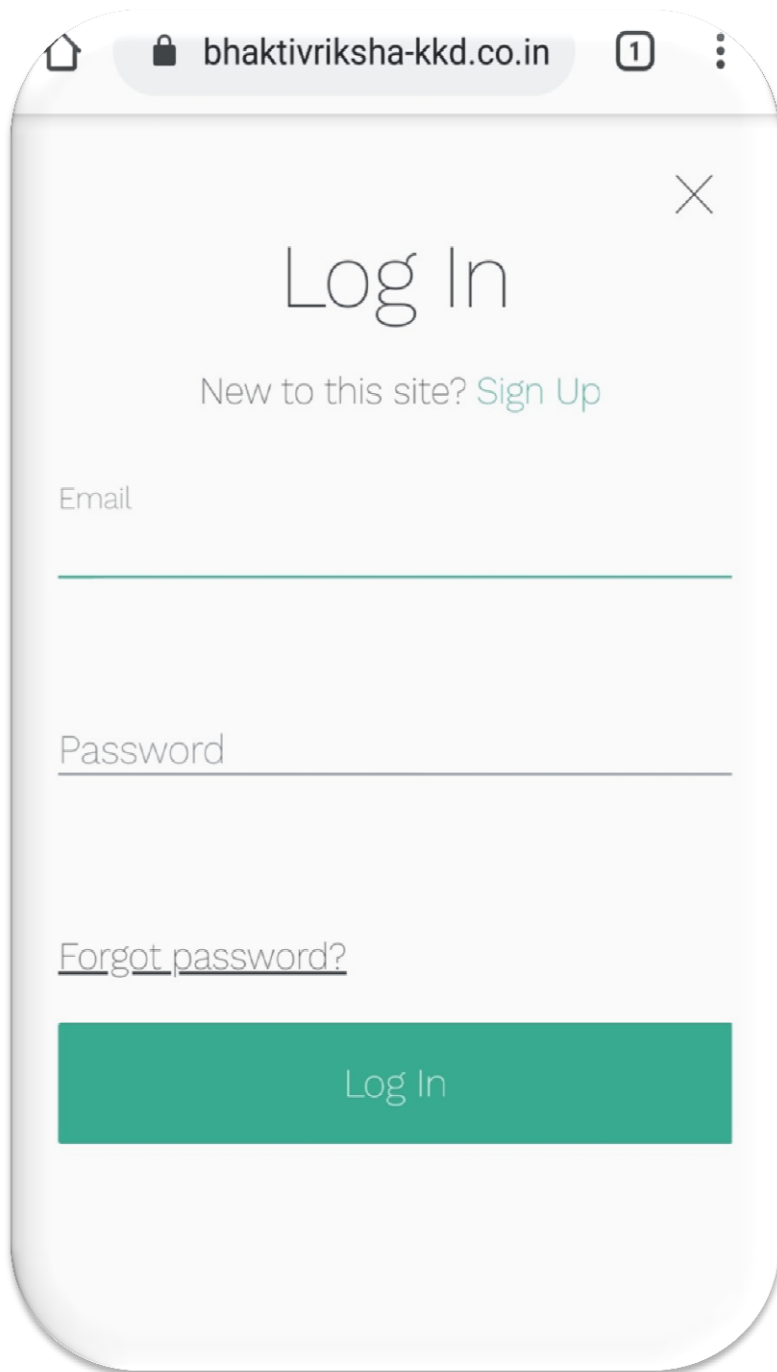
REMARKS

SUBMITTER NAME

**SUBMIT**

**Step 12 :**

**Click On **Log Out****

A mobile application interface for logging in. At the top, a browser-like header shows a home icon, a lock icon, the URL 'bhaktivriksha-kkd.co.in', a tab indicator with the number '1', and a menu icon. Below the header is a white login card with rounded corners. The card has a close button (X) in the top right corner. The title 'Log In' is centered at the top of the card. Below the title, a link 'New to this site? Sign Up' is displayed. There are two input fields: 'Email' and 'Password', each with a horizontal line below it. Below the password field is a link 'Forgot password?'. At the bottom of the card is a green button with the text 'Log In' in white.

bhaktivriksha-kkd.co.in

1

Log In

New to this site? [Sign Up](#)

Email

Password

Forgot password?

Log In

**Step 13 :**

**Logged Out Success Fully.**

**Hare Krishna**